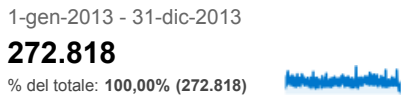




Visualizzazioni di pagina



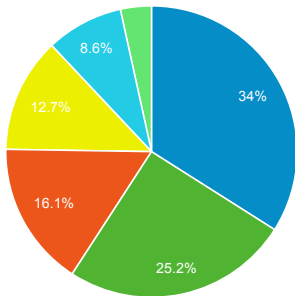
Visite



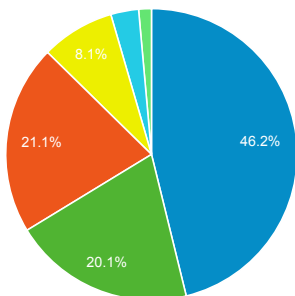
Visite per Browser



1-gen-2013 - 31-dic-2013



1-gen-2012 - 31-dic-2012

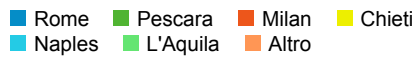


Visite per Sistema operativo

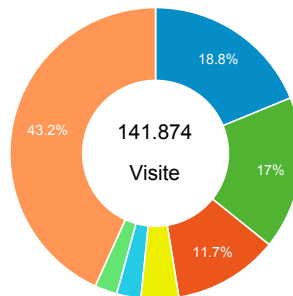


1-gen-2013 - 31-dic-2013

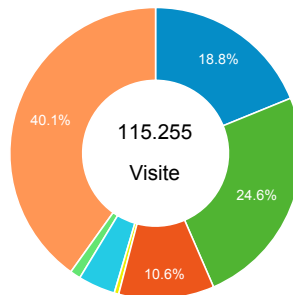
Visite per Città



1-gen-2013 - 31-dic-2013



1-gen-2012 - 31-dic-2012



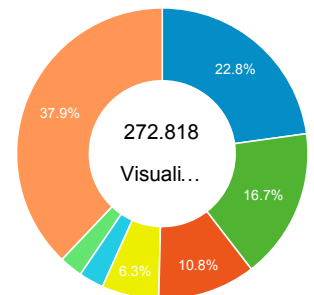
Visite per città (le prime 10)

Città	Visite
Rome	
1-gen-2013 - 31-dic-2013	26.677
1-gen-2012 - 31-dic-2012	21.720
<b>% modifica</b>	<b>22,82%</b>
Pescara	
1-gen-2013 - 31-dic-2013	24.077
1-gen-2012 - 31-dic-2012	28.403
<b>% modifica</b>	<b>-15,23%</b>
Milan	
1-gen-2013 - 31-dic-2013	16.554
1-gen-2012 - 31-dic-2012	12.204
<b>% modifica</b>	<b>35,64%</b>
Chieti	
1-gen-2013 - 31-dic-2013	5.907
1-gen-2012 - 31-dic-2012	579

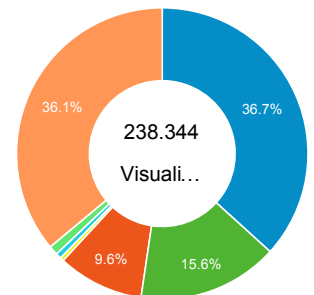
Visualizzazioni di pagina per Città



1-gen-2013 - 31-dic-2013

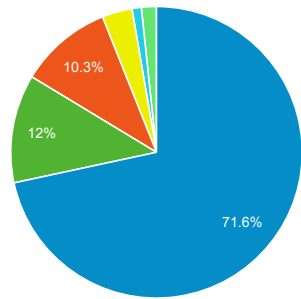


1-gen-2012 - 31-dic-2012

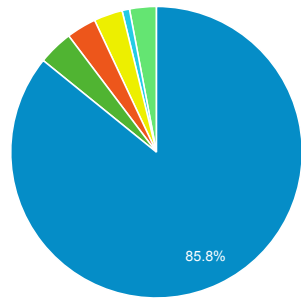


Visualizzazioni di pagina per Città

Città	Visualizzazioni di pagina
Pescara	
1-gen-2013 - 31-dic-2013	62.221
1-gen-2012 - 31-dic-2012	87.565
<b>% modifica</b>	<b>-28,94%</b>
Rome	
1-gen-2013 - 31-dic-2013	45.656
1-gen-2012 - 31-dic-2012	37.165
<b>% modifica</b>	<b>22,85%</b>
Milan	
1-gen-2013 - 31-dic-2013	29.587
1-gen-2012 - 31-dic-2012	22.769



1-gen-2012 - 31-dic-2012

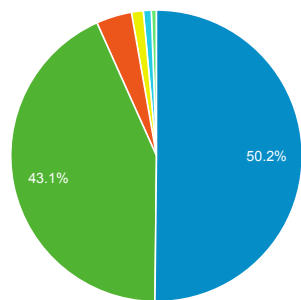


1-gen-2013 - 31-dic-2013

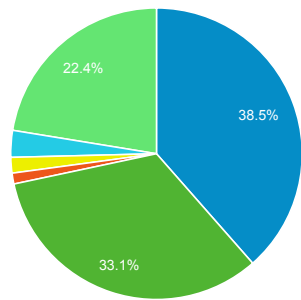
Visite per Sistema operativo (mobile)

- iOS
- Android
- Windows Phone
- BlackBerry
- SymbianOS
- Altro

1-gen-2013 - 31-dic-2013



1-gen-2012 - 31-dic-2012



1-gen-2013 - 31-dic-2013

<b>% modifica</b>	<b>920,21%</b>
Naples	
1-gen-2013 - 31-dic-2013	3.818
1-gen-2012 - 31-dic-2012	4.746
<b>% modifica</b>	<b>-19,55%</b>
L'Aquila	
1-gen-2013 - 31-dic-2013	3.525
1-gen-2012 - 31-dic-2012	1.356
<b>% modifica</b>	<b>159,96%</b>
(not set)	
1-gen-2013 - 31-dic-2013	3.336
1-gen-2012 - 31-dic-2012	1.011
<b>% modifica</b>	<b>229,97%</b>
Turin	
1-gen-2013 - 31-dic-2013	2.919
1-gen-2012 - 31-dic-2012	2.853
<b>% modifica</b>	<b>2,31%</b>
Bologna	
1-gen-2013 - 31-dic-2013	2.604
1-gen-2012 - 31-dic-2012	2.376
<b>% modifica</b>	<b>9,60%</b>
Bari	
1-gen-2013 - 31-dic-2013	2.084
1-gen-2012 - 31-dic-2012	2.159
<b>% modifica</b>	<b>-3,47%</b>

012	
<b>% modifica</b>	<b>29,94%</b>
Chieti	
1-gen-2013 - 31-dic-2013	17.294
1-gen-2012 - 31-dic-2012	952
<b>% modifica</b>	<b>1.716,60%</b>
Campobasso	
1-gen-2013 - 31-dic-2013	7.528
1-gen-2012 - 31-dic-2012	1.495
<b>% modifica</b>	<b>403,55%</b>
L'Aquila	
1-gen-2013 - 31-dic-2013	7.036
1-gen-2012 - 31-dic-2012	2.443
<b>% modifica</b>	<b>188,01%</b>
Lanciano	
1-gen-2013 - 31-dic-2013	6.854
1-gen-2012 - 31-dic-2012	5.764
<b>% modifica</b>	<b>18,91%</b>
(not set)	
1-gen-2013 - 31-dic-2013	5.820
1-gen-2012 - 31-dic-2012	1.370
<b>% modifica</b>	<b>324,82%</b>
Naples	
1-gen-2013 - 31-dic-2013	5.370
1-gen-2012 - 31-dic-2012	7.464
<b>% modifica</b>	<b>-28,05%</b>
Turin	
1-gen-2013 - 31-dic-2013	4.492
1-gen-2012 - 31-dic-2012	4.051
<b>% modifica</b>	<b>10,89%</b>